

# Workday Prism Analytics: Leveraging the Power of One for Comprehensive Data Management

**Monu Sharma**

Independent researcher, Morgantown WV USA.

[monufscm@gmail.com](mailto:monufscm@gmail.com)

## Abstract

This paper examines the integration of Prism Analytics with Workday, emphasizing the "Power of One" concept in the context of cloud computing. By unifying data acquisition, preparation, transformation, and publishing, organizations can leverage this application to harness the full potential of their data. Workday provides a robust foundation with its comprehensive human capital management and financial data, while Prism Analytics enhances analytical capabilities through advanced data processing tools. The paper discusses the streamlined workflows for data ingestion and transformation, highlighting best practices for ensuring data quality and integrity. Furthermore, it explores how the cloud-based architecture facilitates real-time data access and collaboration across departments, enabling organizations to publish actionable insights efficiently. Ultimately, this prism empowers decision-makers to make informed, strategic choices in a competitive landscape, demonstrating the critical role of cloud computing in modern data analytics.

Workday Prism Analytics helps solve these problems for finance and HR teams. It simplifies systems for IT, reduces costs, and makes it easier to manage old systems. With Workday Prism Analytics, finance and HR have a centralized data hub within their main system. This allows them to access the data they need securely, without losing accuracy, and provides user-friendly tools to easily generate insights from different data sources. This means better business decisions and improved performance like never before.

**Keywords:** ETL, Analytics, Workday, Prism, Integrations, ERP, AI, ML, Databases, Dashboard, HCM

## Introduction:

In today's fast-paced business environment, organizations must remain agile to maintain competitiveness. Effective data utilization and equipping teams with decision-making tools are essential for success. A recent Gartner® report underscores the importance of data and analytics in driving business outcomes, revealing unprecedented opportunities for data-driven strategies. Despite this, many companies struggle with effective data application.

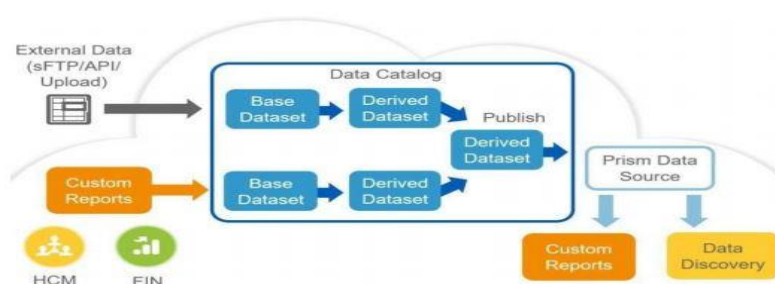
An Accenture study indicates that only 33% of organizations have sufficient trust in their data to leverage it effectively. Challenges such as data complexity and time-intensive gathering processes hinder informed decision-making. Workday Prism Analytics addresses these issues for finance and HR teams by streamlining IT systems, reducing costs, and enhancing legacy system management. It provides a centralized data hub within the main system, enabling secure access to accurate data and offering user-friendly tools for generating insights from diverse data sources. Consequently, organizations can achieve improved decision-making and enhanced performance like never before. Prism Analytics with Workday embodies the "Power of One," a strategic approach that unifies various data sources and analytical tools into a cohesive platform. This application facilitates seamless data acquisition and preparation, enabling organizations to harness their data effectively.

Workday, recognized for its robust cloud-based human capital management (HCM) and financial systems, serves as a vital source of structured data. By leveraging Application Programming Interfaces (APIs), organizations can effortlessly connect Workday with Prism Analytics, allowing for efficient data ingestion from diverse databases and datasets. This capability is crucial for organizations looking to lend data from various sources, such as CRM systems, third-party applications, and operational databases.

The data acquisition process involves gathering and preparing data to ensure its accuracy and relevance for analysis. Within Prism Analytics, this process includes data cleansing, transformation, and the establishment of robust data pipelines that facilitate real-time updates and insights. By employing advanced data transformation techniques, organizations can convert raw data into meaningful information, enabling comprehensive analysis.

Once prepared, the data is published through customizable dashboards, providing stakeholders with intuitive visualizations and actionable insights. These dashboards allow users to monitor key performance indicators (KPIs) and trends in real time, fostering informed decision-making across departments. The cloud computing architecture underpinning this integration ensures scalability, accessibility, and collaboration, making it easier for organizations to adapt to evolving business needs.

This paper explores the transformative impact of integrating Prism Analytics with Workday through the lens of the "Power of One." We will delve into the intricacies of data acquisition and preparation, the significance of data transformation and publishing, and the overarching role of cloud computing in creating a unified, agile analytical environment. Ultimately, we aim to demonstrate how this integration empowers organizations to optimize their data strategies, enhancing their competitive advantage in today's dynamic market landscape.



**Image: Data Catalog |Source Workday**

### What is the "Power of One"?

The "Power of One" is a strategic concept that emphasizes the integration and unification of data, processes, and systems within an organization to create a seamless and cohesive environment. In the context of analytics and cloud computing, particularly with platforms like Prism Analytics and Workday, the "Power of One" refers to the ability to combine disparate data sources into a single, comprehensive view. This approach allows organizations to:



Source: Workday.com

1. **Achieve Unified Data Access:** By consolidating data from various sources into one platform, organizations can eliminate data silos, ensuring that all stakeholders have access to the same information. Prism applies data transformation from one stage to another. The output of each stage is the input to the next stage. The output of dataset is the output of final Stage.

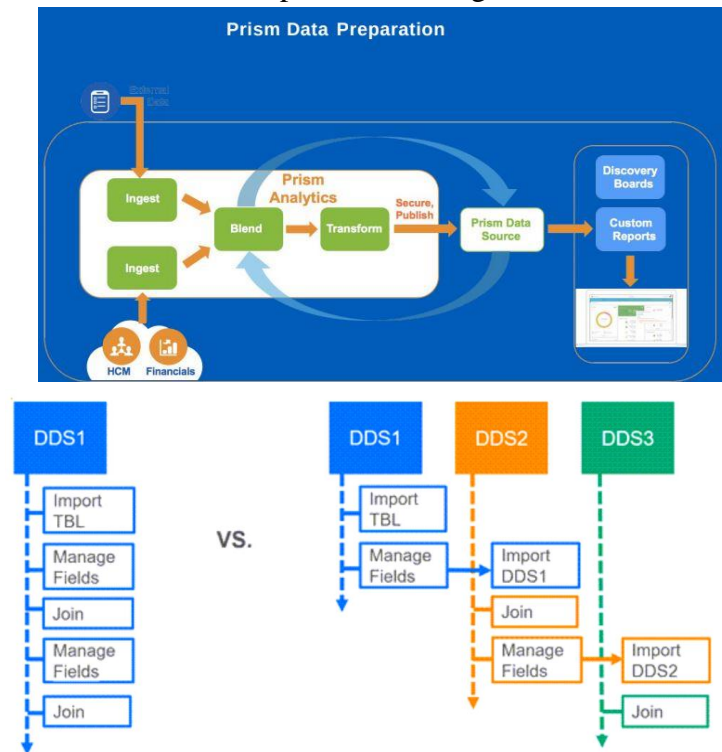


Image – Source: Workday.com

2. **Enhance Decision-Making:** A unified data view provides a more holistic understanding of business performance, enabling informed decision-making based on comprehensive insights rather than fragmented data.
3. **Streamline Processes:** The integration of systems and data allows for more efficient workflows and reduces redundancy in processes, leading to improved operational efficiency.
4. **Improve Collaboration:** When everyone within an organization is working from a single source of truth, collaboration becomes easier, fostering teamwork and alignment on goals and strategies.

#### Why is it Important? The "Power of One" is crucial for several reasons:

1. **Data Integrity and Quality:** A unified approach helps ensure that data is consistent, accurate, and up-to-date across the organization. This is essential for building trust in data-driven insights and minimizing errors that can arise from relying on disparate sources.
2. **Real-Time Insights:** Integrating systems allows for real-time data updates, enabling organizations to respond quickly to changes in the market, operational challenges, or other critical business factors. This agility is vital for maintaining a competitive edge.
3. **Enhanced Analytics:** With a unified dataset, organizations can apply advanced analytics techniques more effectively, uncovering insights that might be missed when data is fragmented. This can lead to better forecasting, trend analysis, and strategic planning.
4. **Cost Efficiency:** Streamlining data management processes can lead to reduced costs associated with data storage, maintenance, and processing. Organizations can allocate resources more effectively when they have a clear understanding of their data landscape.

5. **Scalability:** A unified approach is typically more scalable, allowing organizations to easily incorporate new data sources and analytical tools as their needs evolve. This adaptability is essential in a rapidly changing business environment.
6. **Improved User Experience:** By providing users with a single interface to access all relevant data and insights, organizations can enhance the overall user experience, making it easier for employees to perform their tasks efficiently.

### Key components Prism analytics:

Workday Prism Analytics allows organizations to unify their Workday and external data for advanced reporting and analytics. Here are the **key components** of Workday Prism Analytics:

- **Data Preparation:**
  - **Cleansing:** Tools for cleaning and validating data, ensuring accuracy and consistency. This includes removing duplicates, correcting errors, and standardizing formats.
  - **Transformation Functions:** A wide range of functions allows users to transform raw data into structured formats, including calculations, aggregations, and data type conversions.
- **Data Modeling:**
  - **Schema Design:** Users can design schemas that define how data is structured, including relationships between different data entities.
  - **Calculated Fields:** Users can create new fields derived from existing data using mathematical functions or logical expressions, enhancing the analytical capability of reports and dashboards.
- **Data Blending:**
  - **Combining Data Sources:** Users can blend data from multiple sources, allowing for a comprehensive view that incorporates various dimensions and metrics from different datasets.
  - **Union and Join Operations:** Support for union (combining rows from similar tables) and join operations (merging tables based on common keys) enables complex data relationships.
- **Real-Time Data Transformation:**
  - **Streaming Data Processing:** Prism can handle real-time data streams, allowing for immediate transformations and updates to dashboards and reports.
  - **Automated Workflows:** Users can set up automated workflows to transform data in real time as new information is ingested.
- **Integration with Workday:**
  - **Seamless Data Access:** Direct integration with Workday enables organizations to leverage HR, payroll, and financial data within Prism Analytics without manual data transfers.
  - **Workday Prism Analytics:** This specific integration allows for advanced analytics capabilities directly on Workday data, providing enhanced reporting and dashboard features.
  - **Robust API Framework:** Prism Analytics offers a suite of APIs that allow organizations to connect with various data sources and applications, facilitating seamless data flow.
  - **Real-Time Synchronization:** APIs enable real-time data synchronization, ensuring that analytics are based on the most current information.
  - **Third-Party Integrations:** Prism includes pre-built connectors for popular data sources such as CRM systems (e.g., Salesforce), databases (e.g., SQL Server, Oracle), and marketing tools.
  - **Custom Connectors:** Organizations can create custom connectors to integrate less common data sources, ensuring that all relevant data can be analyzed.
  - **Scalability and Flexibility:** As a cloud-native solution, Prism Analytics can easily scale to accommodate additional data sources and growing volumes of data.
  - **Secure Access:** Cloud-based architecture ensures secure access to integrated data from anywhere, promo-

ing collaboration and remote work.

### Challenges of traditional Analytics Applications and those can be solved by Cloud based Workday Prism Analytics:

Executives, managers, and decision-makers often need more than just finance and HR data to make well-informed decisions. They require data from other systems, like CRM (Customer Relationship Management), vendor management, LMS (Learning Management System), employee engagement platforms, or industry-specific systems, to get a complete view of business performance.

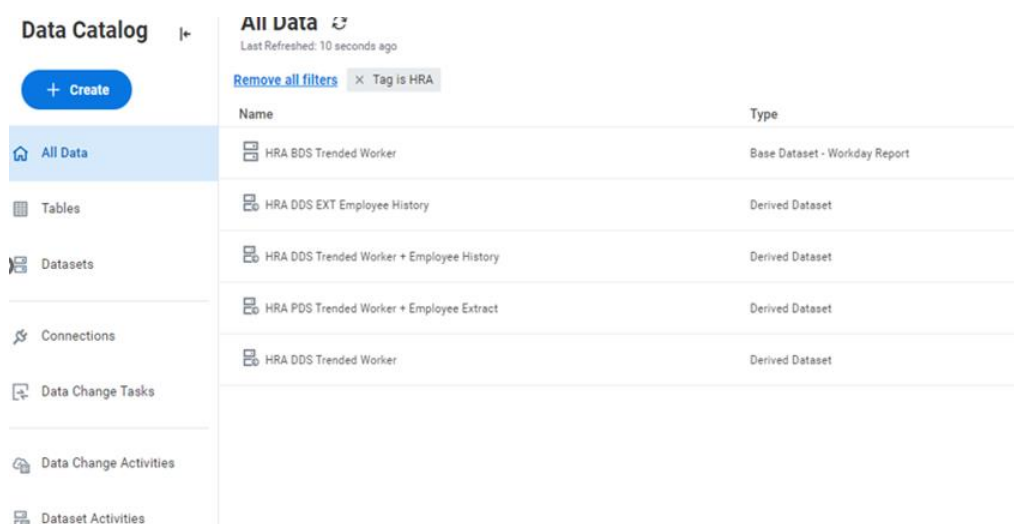
**Workday Prism Analytics** simplifies this by bringing together all these data sources into a single, reliable view of the business. Its integration and data management capabilities allow users to combine various types of data, all within the Workday platform with Prism Analytics, users can:

- **Create comprehensive reports** that include data from multiple systems.
- **Surface detailed insights** that drive better decisions.
- **Securely share insights** across the organization at scale, ensuring everyone has access to the right information when they need it.

This unified approach helps decision-makers gain a deeper understanding of business performance and make data-driven choices confidently

IT teams often feel overwhelmed by the constant requests for analytics from the business side. They also struggle with managing unauthorized data access and keeping up with different security models. Workday Prism Analytics simplifies this by allowing IT teams to set security rules once, which can adapt to the business's needs.

Since Workday Prism Analytics is fully cloud-based, we handle all the maintenance and updates for the software. This means IT teams can deploy solutions faster while still benefiting from powerful technologies like Hadoop, Spark, and the latest storage and processing tools.



Data Catalog	
All Data <span>↻</span>	
Last Refreshed: 10 seconds ago	
<a href="#">Remove all filters</a> <span>×</span> Tag is HRA	
Name	Type
HRA BDS Trended Worker	Base Dataset - Workday Report
HRA DDS EXT Employee History	Derived Dataset
HRA DDS Trended Worker + Employee History	Derived Dataset
HRA PDS Trended Worker + Employee Extract	Derived Dataset
HRA DDS Trended Worker	Derived Dataset

Image: Data Catalog| Source: Workday

Business analysts often struggle to access data and quickly generate insights. With Workday Prism Analytics, they have a secure environment where they can easily prepare, blend, and analyze business data using simple point-and-click tools.

Analysts can efficiently manage and transform data for various reporting, analytics, or planning needs, all while maintaining clear records of data changes and origins—without needing to code or obtain special licenses. They can then share their insights with colleagues and executives who need the information.



Workday Prism Analytics addresses these challenges for both finance and HR, while helping IT teams simplify systems, reduce spend, and decrease the amount of effort needed to maintain legacy systems. With Workday Prism Analytics, finance and HR now have a data hub built right into the system of record, bringing together the data they need while maintaining fidelity, providing access to decision-makers without compromising security, and supplying intuitive tools that make insights from disparate data sources easier to generate and consume. Get ready to make better business decisions and drive performance like never before

### **1. Query Large-Scale Datasets with High-Performance Analytics:**

- Use an in-memory, high-speed analytics engine to quickly process and analyze massive datasets. This ensures that even with large volumes of data, you can get results quickly and efficiently.

### **2. Integrate Workday Prism Data into Reports and Dashboards:**

- You can use data from Workday Prism Analytics to populate Workday reports, dashboards, and scorecards. This allows users to view both internal and external data sources together in one place, making the insights more actionable.

### **3. Access Insights Across Devices:**

- Insights generated through Workday Prism Analytics are available on any device—whether it's a desktop, tablet, or mobile. This flexibility allows users to check reports and dashboards on the go, anytime they need to make data-driven decisions.

### **4. Share Insights Across the Organization:**

We can easily share insights with colleagues or departments within your organization, fostering collaboration and ensuring that everyone is working with the same data and insights. This helps in aligning decision-making processes across the organization

**Example:** Get the big-picture insights you need without the hassle of managing outdated systems. Easily combine historical financial and HR data with Workday data for a comprehensive analysis of trend.

**Example:** Consolidate—and optimize—your workforce costs Workday Prism Analytics and Workday Accounting Center deliver a complete view of your workforce data to forecast and optimize your labor costs. It helps in Understand labor expenses, Analyze attrition costs, See granular new hire costs, and Optimize contractor spend

## **Maximizing Workday Prism: Key Benefits and Best Practices**

1. **Easy Data Access:** Quickly access and analyze business data without complex coding.
2. **Unified Insights:** Combine historical financial and HR data with Workday data for a complete view.
3. **User-Friendly Tools:** Utilize point-and-click functionality for seamless data preparation and reporting.
4. **Enhanced Security:** Set flexible security measures once to protect sensitive information.
5. **Faster Deployment:** Benefit from cloud-based solutions that simplify maintenance and updates.
6. **Robust Auditability:** Track data changes and origins easily, ensuring transparency and compliance.
7. **Collaboration Made Simple:** Share insights effortlessly with colleagues and executives.
8. **Integrated Security Protect Sensitive Data:** Keep important financial and workforce information secure in Workday while integrating external data as needed. **Flexible Permissions:** Set role-based access that adjusts as your organization evolves.
9. **Democratized Insights Share Insights Across Teams:** Easily distribute data, reports, and insights among teams to make quicker, more confident decisions from a single source of truth. **Self-Service Access:** Allow anyone in your organization to access reports and dashboards on any device.

10. **In-Context Experience Clear Data Visibility:** Get full visibility into your analysis with easy-to-understand data lineage features for reliable decision-making. **User-Friendly Access:** Enable stakeholders to view the complete context of reports and insights using an intuitive click-not-code interface.

### **Product Capabilities and Features:**

Workday Prism Analytics offers a robust suite of capabilities designed to empower finance and HR teams with centralized, accurate data access. Its user-friendly features enable seamless integration, insightful analysis, and informed decision-making for improved business performance

#### **1. Data Integration**

- Seamlessly connect historical financial and HR data with Workday data.
- Integrate external data sources for a comprehensive view.

#### **2. Advanced Analytics**

- Utilize powerful analytics tools for in-depth data exploration.
- Generate detailed reports and visualizations easily.

#### **3. User-Friendly Interface**

- Intuitive click-and-drag functionality for data manipulation.
- No coding required, making it accessible to all users.

#### **4. Role-Based Security**

- Set customizable permissions based on user roles.
- Adapt security measures as organizational needs change.

#### **5. Self-Service Reporting**

- Empower users with self-service access to dashboards and reports.
- Accessible on any device, ensuring flexibility.

#### **6. Data Lineage Tracking**

- Maintain clear visibility into data sources and changes.
- Enhance trust in data for informed decision-making.

#### **7. Collaboration Tools**

- Share insights and reports across cross-functional teams easily.
- Foster collaboration for faster decision-making.

#### **8. Cloud-Based Solution**

- Benefit from a fully cloud-hosted service that simplifies updates and maintenance.
- Leverage the latest technologies for optimal performance.

#### **9. Scalability**

- Easily scale analytics capabilities as your organization grows.
- Handle increasing data volumes without compromising performance.

#### **10. Secure and Confidential analytics Platform**

- **Significance:** Business models require vast data, emphasizing the need for robust security.
- **Implementation:** Invest in state-of-the-art cybersecurity, ensuring both the platform's integrity and the protection of data used by Analytics tools and dashboard.

### **Data Governance**

- **Use Workday Security:** Manage data using Workday's security system.
- **Personalized Access:** Set security based on user roles for tailored access.
- **Separate Permissions:** Differentiate duties by assigning various permissions for creating and sharing datasets.
- **Control Access:** Set rules for who can see and share specific data tables.

### Operational Insights: Analyzing Large Datasets

- **Fast Data Analysis:** You can analyze large datasets quickly using a powerful in-memory analytics engine, which helps you get results faster.
- **Integrated Data Sources:** Use data from **Workday Prism Analytics** in your Workday reports, dashboards, and scorecards. This allows you to combine information from different sources easily.
- **Access on Any Device:** You can view insights generated from Workday Prism Analytics on your desktop, tablet, or mobile device. This means you can check your data anytime, anywhere.
- **Easy Sharing:** You can share insights with anyone in your organization. This promotes collaboration and ensures that everyone has access to important information.

These features help you make better business decisions by providing quick access to valuable insights.

### Conclusion and Future Recommendations

As organizations continue to invest in cloud-based ERP systems and advanced analytics, the integration of platforms like Workday and Prism Analytics will become increasingly important. Future advancements in artificial intelligence and machine learning are likely to further enhance the predictive capabilities of these tools, offering even greater potential for data-driven decision-making.

Workday Prism Analytics addresses these challenges for both finance and HR, while helping IT teams simplify systems, reduce spend, and decrease the amount of effort needed to maintain legacy systems. With Workday Prism Analytics, finance and HR now have a data hub built right into the system of record, bringing together the data they need while maintaining fidelity, providing access to decision-makers without compromising security, and supplying intuitive tools that make insights from disparate data sources easier to generate and consume. Get ready to make better business decisions and drive performance like never before.

1. **Query Large-Scale Datasets with High-Performance Analytics:** Use an in-memory, high-speed analytics engine to quickly process and analyze massive datasets. This ensures that even with large volumes of data, you can get results quickly and efficiently.
2. **Integrate Workday Prism Data into Reports and Dashboards:** You can use data from Workday Prism Analytics to populate Workday reports, dashboards, and scorecards. This allows users to view both internal and external data sources together in one place, making the insights more actionable.
3. **Access Insights Across Devices:** Insights generated through Workday Prism Analytics are available on any device—whether it's a desktop, tablet, or mobile. This flexibility allows users to check reports and dashboards on the go, anytime they need to make data-driven decisions.
4. **Share Insights Across the Organization:** You can easily share insights with colleagues or departments within your organization, fostering collaboration and ensuring that everyone is working with the same data and insights. This helps in aligning decision-making processes across the organization.

These capabilities help organizations move from raw data to actionable, production-ready insights, enabling faster and better decision-making across all levels.

The Workday Prism Analytics is a powerful application for organizations to harness the full potential of their data. By unifying workforce, financial, and operational data, and leveraging advanced analytics capabilities, organizations can make more informed, strategic decisions that drive business success. The seamless combination of Workday's robust enterprise platform with Prism's cutting-edge analytics tools provides a comprehensive, real-time view of key business metrics, empowering organizations to stay agile and competitive in today's dynamic market landscape.



## References

1. Rameshwar Dubey, Angappa Gunasekaran, Stephen J. Childe, Samuel Fosso Wamba, David Roubaud & Cyril Foropon “Empirical investigation of data analytics capability and organizational flexibility as complements to supply chain resilience” Feb 27 2019  
<https://www.tandfonline.com/doi/full/10.1080/00207543.2019.1582820>
2. Fatemeh Rabiee “Focus-group interview and data analysis “March 07 2007  
<https://www.cambridge.org/core/journals/proceedings-of-the-nutrition-society/article/focusgroup-interview-and-data-analysis/E5A028A3DA12A038A7D49566F73416B8>
3. Shahriar Akter, Angappa Gunasekaran, Samuel Fosso Wamba, Mujahid Mohiuddin Babu, Umme Hani “Reshaping competitive advantages with analytics capabilities in service systems” Volume 159, October 2020, 120180 <https://doi.org/10.1016/j.techfore.2020.120180>
4. Amir Ashrafi, Ahad Zare Ravasan, Peter Trkman, Samira Afshari “The role of business analytics capabilities in bolstering firms’ agility and performance” Volume 47, August 2019, Pages 1-15  
<https://doi.org/10.1016/j.ijinfomgt.2018.12.005>
5. Manel Souibgui, Faten Atigui, Saloua Zammali, Samira Cherfi, Sadok Ben Yahia “Data quality in ETL process: A preliminary study” Volume 159, 2019, Pages 676-687  
<https://doi.org/10.1016/j.procs.2019.09.223>
6. Workday Prism Analytics, 2019  
<https://www.workday.com/content/dam/web/uk/documents/datasheets/datasheet-workday-prism-analytics-uk.pdf>